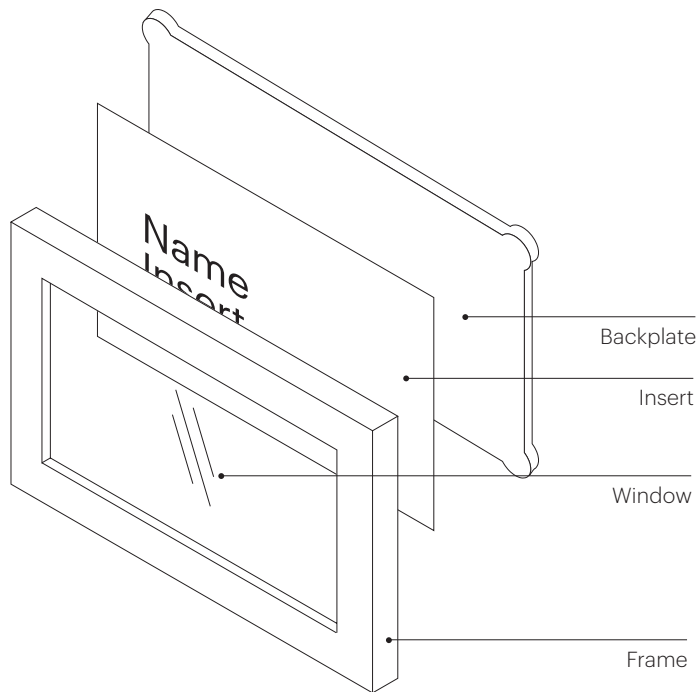


PRESA BUSINESS B.1



The Presa business B.1 frame holds a standard 2x3.5 business card.

FRAME

4 3/8"w x 2 5/8"h x 3/8"d

WINDOW

3 3/8"w x 1 7/8"h

INSERT

Business Card 2"h x 3.5"w

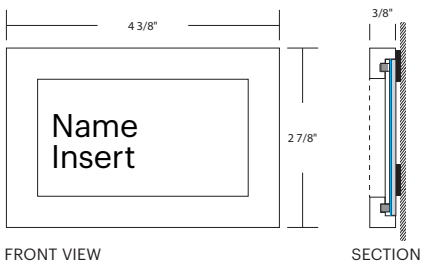
FINISH OPTIONS

ACRYLIC (P-95)

- Unpainted, White (P-95)
- Painted, Satin White
- Painted, Satin Black
- Painted, Satin Silver


ALUMINUM

- Brushed
- Brushed with Dark Tint
- Sandblasted
- Sandblasted with Cool Tint
- Sandblasted with Warm Tint



FRONT VIEW

SECTION



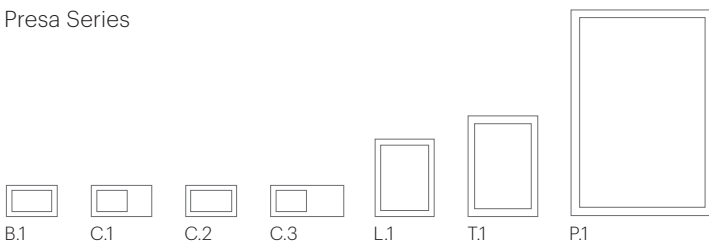
BACK VIEW

INSTALLATION INSTRUCTIONS

Frames are designed to handle flat paper media in standard and heavier weights.

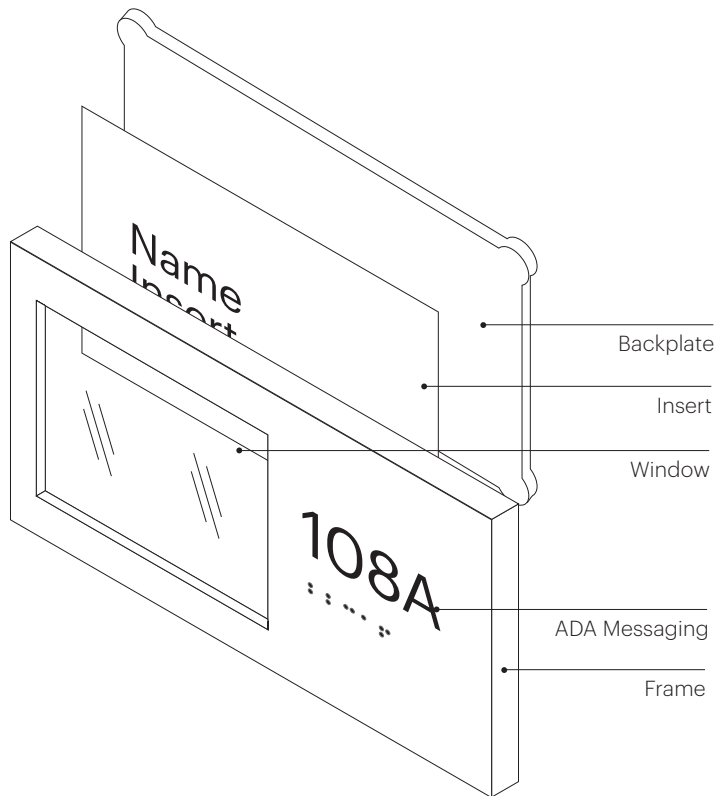
- Mount backplate with double sided tape to clean, level surface
- Place paper insert into the back of the frame against the clear lens
- Align the frame to the mounted backplate
- Snap the frame onto the backplate
- To change the insert, pull the frame away from the backplate

Presa Series



L&M ARCHITECTURAL SIGNS
20 MONTESANO ROAD
FAIRFIELD NEW JERSEY
07004
LMSIGNS.COM
P 973.575.7665

PRESA INDEX C.1



The Presa index C.1 frame holds a standard 3x5 index card and can have ADA compliant messaging up to 4 characters.

FRAME

6 3/4" w x 3 3/8" h x 3/8" d

WINDOW

3 1/4" w x 2 3/8" h

INSERT

Index Card 3" h x 5" w

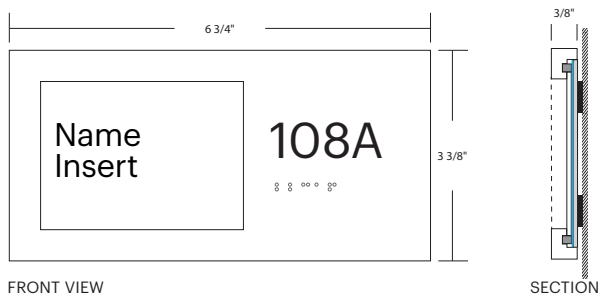
FINISH OPTIONS

ACRYLIC (P-95)

- Unpainted, White (P-95)
- Painted, Satin White
- Painted, Satin Black
- Painted, Satin Silver

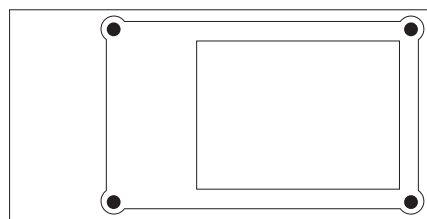
ALUMINUM

- Brushed
- Brushed with Dark Tint
- Sandblasted
- Sandblasted with Cool Tint
- Sandblasted with Warm Tint



FRONT VIEW

SECTION



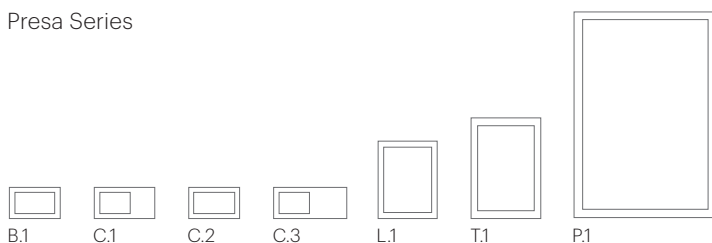
BACK VIEW

INSTALLATION INSTRUCTIONS

Frames are designed to handle flat paper media in standard and heavier weights.

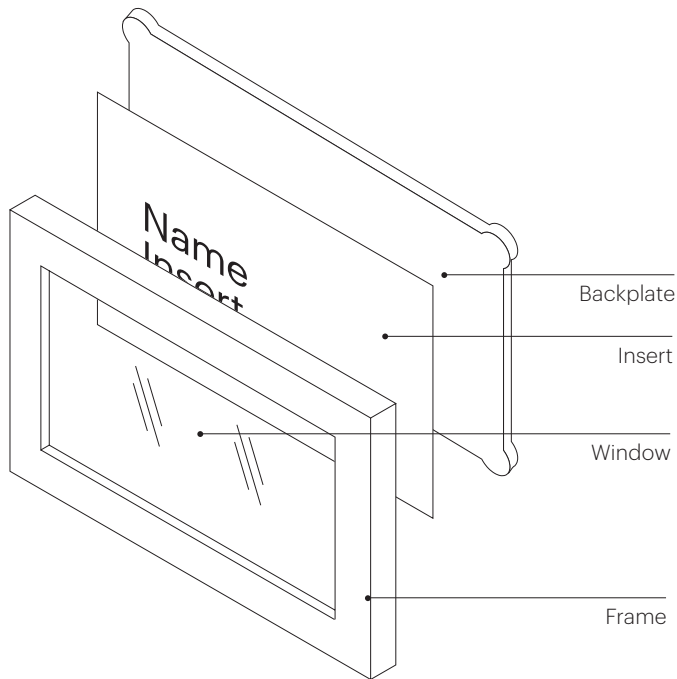
- Mount backplate with double sided tape to clean, level surface
- Place paper insert into the back of the frame against the clear lens
- Align the frame to the mounted backplate
- Snap the frame onto the backplate
- To change the insert, pull the frame away from the backplate

Presa Series



L&M ARCHITECTURAL SIGNS
20 MONTESANO ROAD
FAIRFIELD NEW JERSEY
07004
LMSIGNS.COM
P 973.575.7665

PRESA INDEX C.2



The Presa index C.2 frame holds a standard 3x5 index card.

FRAME

5 3/8" w x 3 3/8" h x 3/8" d

WINDOW

4 3/8" w x 2 3/8" h

INSERT

Index Card 3" h x 5" w

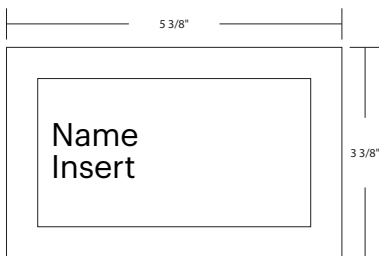
FINISH OPTIONS

ACRYLIC (P-95)

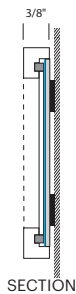
- Unpainted, White (P-95)
- Painted, Satin White
- Painted, Satin Black
- Painted, Satin Silver

ALUMINUM


- Brushed
- Brushed with Dark Tint
- Sandblasted
- Sandblasted with Cool Tint
- Sandblasted with Warm Tint



FRONT VIEW



SECTION



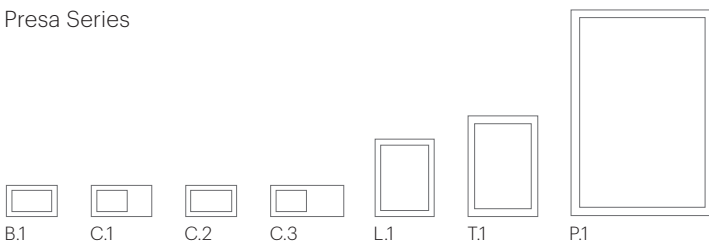
BACK VIEW

INSTALLATION INSTRUCTIONS

Frames are designed to handle flat paper media in standard and heavier weights.

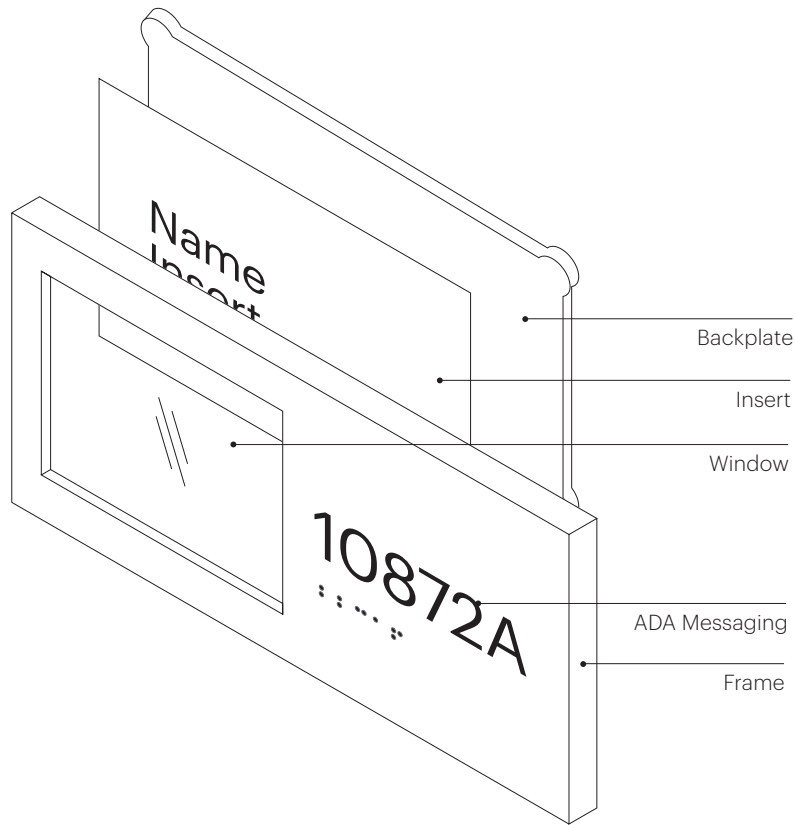
- Mount backplate with double sided tape to clean, level surface
- Place paper insert into the back of the frame against the clear lens
- Align the frame to the mounted backplate
- Snap the frame onto the backplate
- To change the insert, pull the frame away from the backplate

Presa Series



L&M ARCHITECTURAL SIGNS
20 MONTESANO ROAD
FAIRFIELD NEW JERSEY
07004
LMSIGNS.COM
P 973.575.7665

PRESA INDEX C.3



The Presa index C.3 frame holds a standard 3x5 index card and can have ADA compliant messaging up to 6 characters.

FRAME

7 1/2" w x 3 3/8" h x 3/8" d

WINDOW

2 3/8" w x 3 1/4" h

INSERT

Index Card 3" h x 5" w

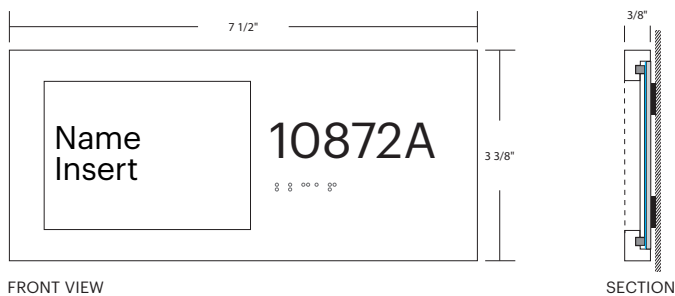
FINISH OPTIONS

ACRYLIC (P-95)

- Unpainted, White (P-95)
- Painted, Satin White
- Painted, Satin Black
- Painted, Satin Silver

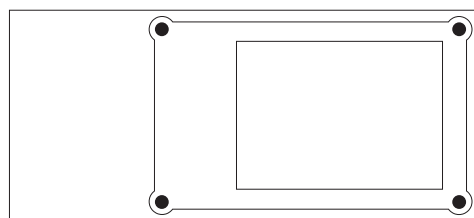
ALUMINUM

- Brushed
- Brushed with Dark Tint
- Sandblasted
- Sandblasted with Cool Tint
- Sandblasted with Warm Tint



FRONT VIEW

SECTION



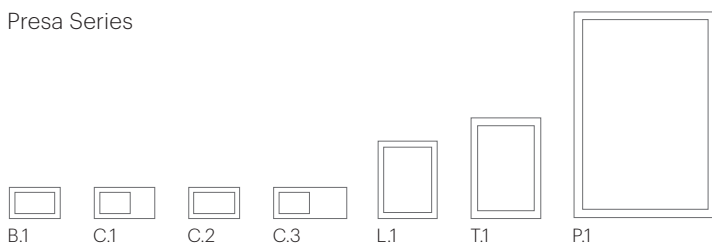
BACK VIEW

INSTALLATION INSTRUCTIONS

Frames are designed to handle flat paper media in standard and heavier weights.

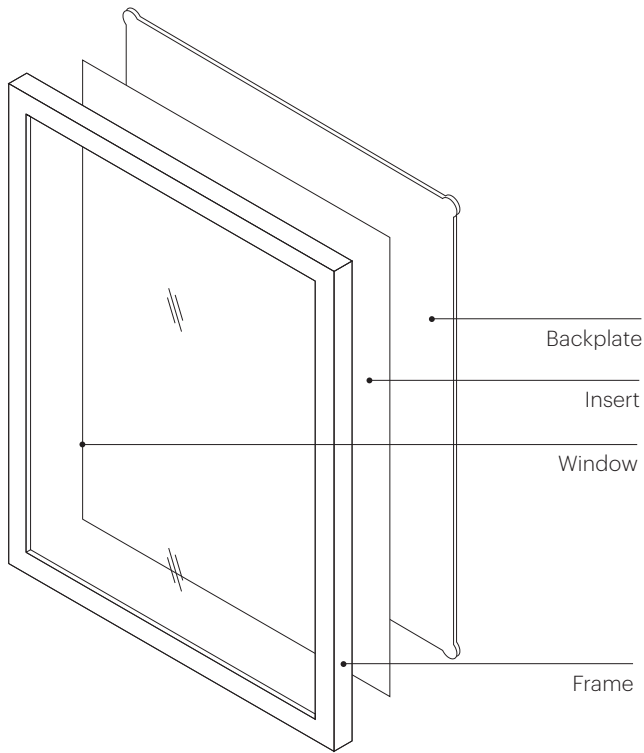
- Mount backplate with double sided tape to clean, level surface
- Place paper insert into the back of the frame against the clear lens
- Align the frame to the mounted backplate
- Snap the frame onto the backplate
- To change the insert, pull the frame away from the backplate

Presa Series



L&M ARCHITECTURAL SIGNS
20 MONTESANO ROAD
FAIRFIELD NEW JERSEY
07004
LMSIGNS.COM
P 973.575.7665

PRESA LETTER L.1



The Presa letter L.1 frame holds a standard 8.5x11 letter sheet.

FRAME

9"w x 11 1/2"h x 1/2"d

WINDOW

8"w x 10 1/2"h

INSERT

Letter Paper 8 1/2"w x 11"h


FINISH OPTIONS

ACRYLIC (P-95)

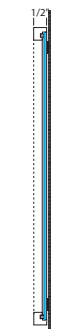
- Unpainted, White (P-95)
- Painted, Satin White
- Painted, Satin Black
- Painted, Satin Silver

ALUMINUM


- Brushed
- Brushed with Dark Tint
- Sandblasted
- Sandblasted with Cool Tint
- Sandblasted with Warm Tint



FRONT VIEW



SECTION



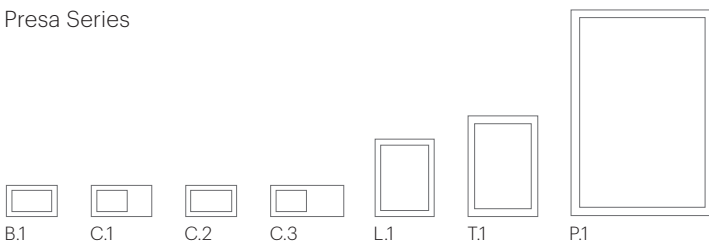
BACK VIEW

INSTALLATION INSTRUCTIONS

Frames are designed to handle flat paper media in standard and heavier weights.

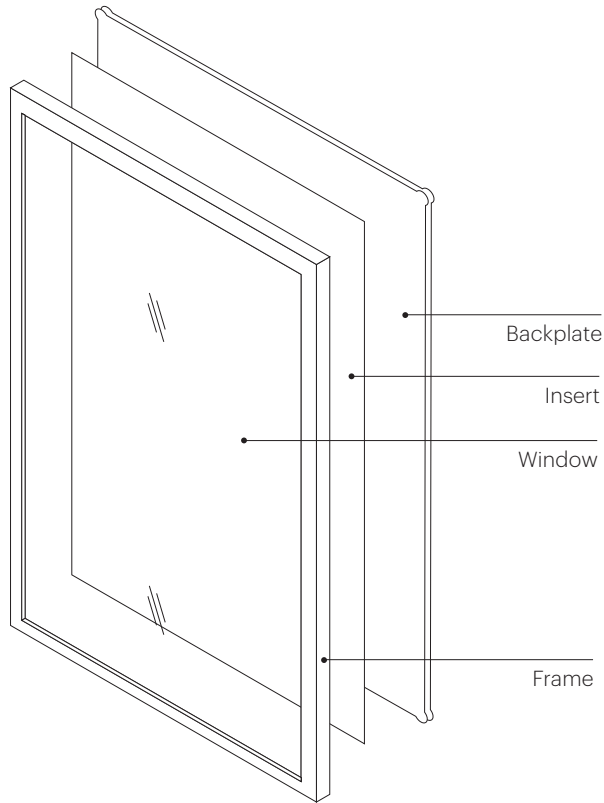
- Mount backplate with double sided tape to clean, level surface
- Place paper insert into the back of the frame against the clear lens
- Align the frame to the mounted backplate
- Snap the frame onto the backplate
- To change the insert, pull the frame away from the backplate

Presa Series



L&M ARCHITECTURAL SIGNS
20 MONTESANO ROAD
FAIRFIELD NEW JERSEY
07004
LMSIGNS.COM
P 973.575.7665

PRESA TABLOID T.1



The Presa tabloid T.1 frame holds a standard 11x17 tabloid sheet.

FRAME

11 1/2"w x 17 1/2"h x 1/2"d

WINDOW

10 1/2"w x 16 1/2"h

INSERT

Tabloid Paper 11"w x 17"h

FINISH OPTIONS

ACRYLIC (P-95)

- Unpainted, White (P-95)
- Painted, Satin White
- Painted, Satin Black
- Painted, Satin Silver

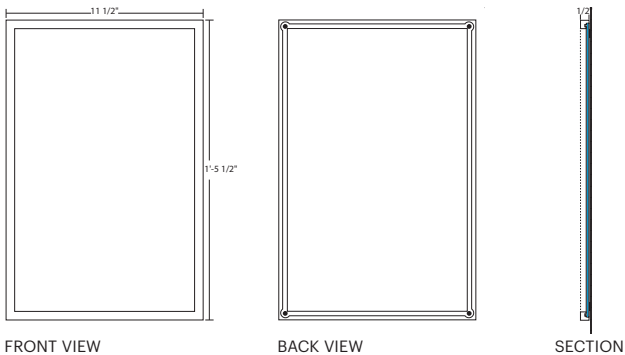
ALUMINUM

- Brushed
- Brushed with Dark Tint
- Sandblasted
- Sandblasted with Cool Tint
- Sandblasted with Warm Tint

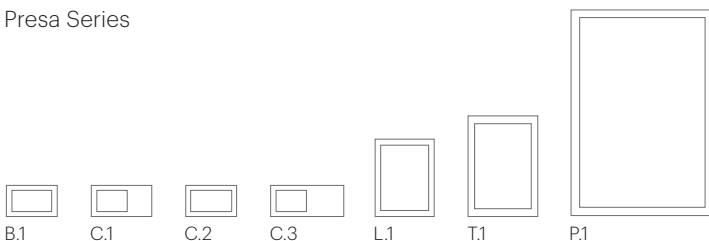
INSTALLATION INSTRUCTIONS

Frames are designed to handle flat paper media in standard and heavier weights.

- Mount backplate with double sided tape to clean, level surface
- Place paper insert into the back of the frame against the clear lens
- Align the frame to the mounted backplate
- Snap the frame onto the backplate
- To change the insert, pull the frame away from the backplate

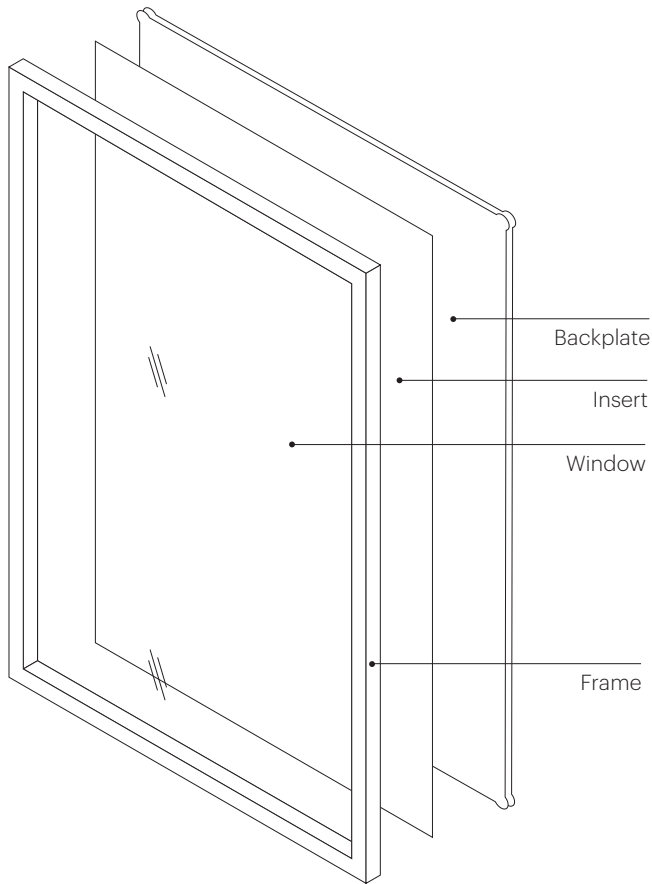


Presa Series



L&M ARCHITECTURAL SIGNS
20 MONTESANO ROAD
FAIRFIELD NEW JERSEY
07004
LMSIGNS.COM
P 973.575.7665

PRESA POSTER P.1



The Presa poster P.1 frame holds a standard 24x36 poster sheet.

FRAME

25"w x 37"h x 1/2"d

WINDOW

23"w x 35"h

INSERT

Poster Paper 24"w x 36"h

FINISH OPTIONS

ACRYLIC (P-95)

- Unpainted, White (P-95)
- Painted, Satin White
- Painted, Satin Black
- Painted, Satin Silver

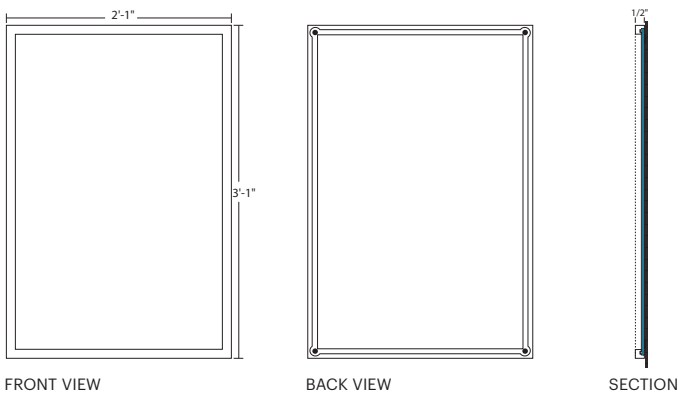
ALUMINUM

- Brushed
- Brushed with Dark Tint
- Sandblasted
- Sandblasted with Cool Tint
- Sandblasted with Warm Tint

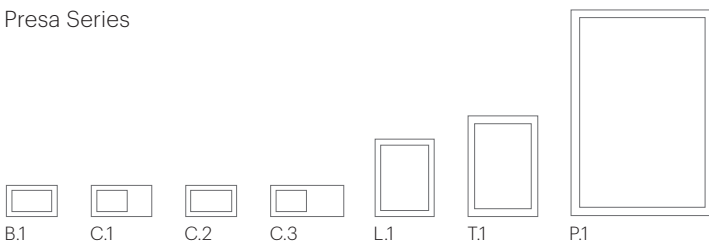
INSTALLATION INSTRUCTIONS

Frames are designed to handle flat paper media in standard and heavier weights.

- Mount backplate with double sided tape to clean, level surface
- Place paper insert into the back of the frame against the clear lens
- Align the frame to the mounted backplate
- Snap the frame onto the backplate
- To change the insert, pull the frame away from the backplate



Presa Series



L&M ARCHITECTURAL SIGNS
20 MONTESANO ROAD
FAIRFIELD NEW JERSEY
07004
LMSIGNS.COM
P 973.575.7665